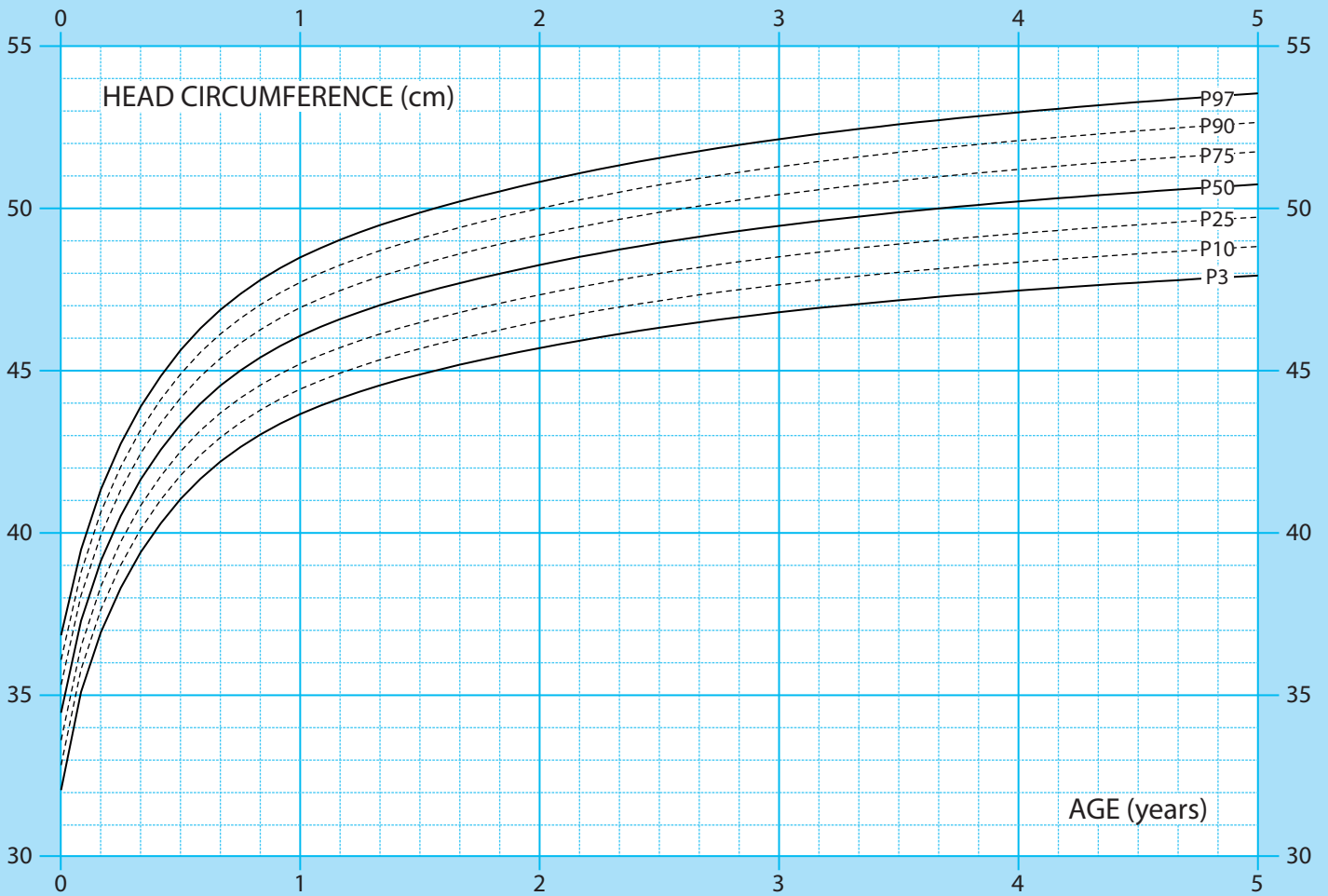







# Boys aged 0-5 years: Head Circumference

Name \_\_\_\_\_ DOB \_\_\_\_\_ HN \_\_\_\_\_



Tanner Stage	Genital	Pubic Hair
I 	Scrotum, penis and testes (1-3 mL) as in early childhood	No pubic hair
II 	Enlarged scrotum and testes (4-9 mL) Thinning and reddening of scrotal skin	Sparse, slightly pigmented, straight or only slightly curled Spreads at base of penis
III 	Increased length and diameter of penis Further enlarged scrotum and testes (10-14 mL)	Darker, coarser, and more curled Spreads sparsely over the junction of pubes
IV 	Further increased length and diameter of penis with development of glans Further enlarged scrotum and testes (15-20 mL) Darkening of scrotal skin	Adult type Area covered smaller than in adults, no spread to medial thighs
V 	Adult size and shape of genital and testes (>20 mL)	Adult in quantity and type Distributed as an inverse triangle, spread to medial surface of thighs

References: Marshall WA, Tanner JM. Variations in the pattern of pubertal changes in boys. Arch Dis Child 1970;45:13-23.

เปรมฤดี ภูมิถาวร. การเป็นหนุ่มสาวก่อนวัย. พิมพ์ครั้งที่ 1. กรุงเทพฯ: โฮลิสติก แพ็บลิชชิง; 2558.